

Air Sensor

SAC & PAC & FCP & FCS

Manual



AQ Elteknik AB

Air Sensor

SAC & PAC & FCP & FCS

Manual version 1.7

February 2008

AQ Elteknik AB



Table of contents

1. Manufacturer information	4
CE Declaration of Conformity	4
Limited Warranty	4
Warning	4
Manufacturer information.....	4
2. Introduction	5
Air Sensor	5
Ultrasound Controller D72 / DP72.....	5
3. Functional Description	5
4. Installing the Air Sensor	5
Installing the Air Sensor.....	5
Vertical or Horizontal Installation.....	5
5. Settings, Calibration and Troubleshooting	5
6. Technical specifications	6



1. Manufacturer information

AQ Elteknik AB operates a policy of on-going development and reserves the right to make changes and improvements to any of the products described in this users guide without prior notice.

Under no circumstances shall AQ Elteknik be held responsible for any loss or indirect damage howsoever caused. The contents of this document are provided as it is. AQ Elteknik AB reserves the right to revise this document or withdraw it at any time without prior notice.

CE Declaration of Conformity

Manufacturer: AQ Elteknik AB Sweden declares, that the product:

Air Sensor marked with CE-label conforms with the following standards: EN 61000-6-2:2001, EN 61000-6-4:2001, EN55011 (Group 1, Class B).

Limited Warranty

AQ Elteknik AB warrants to the original end user that the Air Sensor is free from any defects in materials or workmanship for a period of one year from the date of purchase. During the warranty period, should the Air Sensor have indications of failure due to faulty workmanship or materials, AQ Elteknik AB will replace it with no charge. This warranty shall not apply if the Air Sensor is modified, misused or subjected to abnormal working conditions.

Replacement as provided under this warranty is the only remedy of the purchaser. The purchaser pays freight to AQ Elteknik AB. AQ Elteknik AB shall in no event be held liable for indirect or consequential damages of any kind or character to the purchaser.

Warning

The Air Sensor is intended to be used with the Ultrasound Controller manufactured by AQ Elteknik AB. AQ Elteknik AB takes no responsibility for any possible damage that could happen if the Air Sensor is connected to any equipment not manufactured by AQ Elteknik AB.

Manufacturer information

Manufacturer: **AQ Elteknik AB**

address: Alsikegatan 4
SE-753 23 Uppsala
Sweden

phone: +46 (0)18-18 34 30

fax: +46 (0)18-10 50 04

web: **www.aqelteknik.se**

e-mail: info@aqelteknik.se



2. Introduction

Air Sensor

Liquid flowing through the Air Sensor is monitored with ultrasound and the presence of bubbles or particles is detected by the connected Ultrasound Controller. The Air Sensor is reliable and easy to use. It is turned from one piece and the inside is completely smooth with low Ra-value. The Air Sensor SAC and FCS made of stainless steel 316L can be steam sterilized.

Ultrasound Controller D72 / DP72

Ultrasound Controller D72 or DP72 is recommended for use with the Air Sensors. It mounts on a DIN-rail and can be connected to two Air Sensors.

3. Functional Description

See the D72 or DP72 manual.

4. Installing the Air Sensor

Installing the Air Sensor

One or two Air Sensors SAC, PAC, FCS or FCP can be connected to one Ultrasound Controller D72 or DP72. The Air Sensor should be installed in accordance with national regulations. A person with the required knowledge should perform installation. See the D72 or DP72 manual regarding connecting the cable. The cable for Air Sensor SAC and PAC is attached with a connector. The cable for Air Sensor FCS and FCP is permanently attached to the Air Sensor.

Vertical or Horizontal Installation

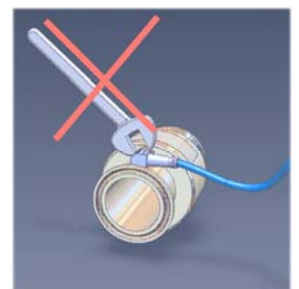
We recommended to install the Air Sensor with vertical flow due to less risk of bubbles lingering inside.

If however the Air Sensor is installed with horizontal flow the rotation of the Air Sensor SAC is important. When the flow rate is slow bubbles tend to rise. The Air Sensor SAC is more sensitive for bubbles near a detector, one of which is located under the label (near the cable connector).

For maximum bubble sensitivity (when the Air Sensor SAC is installed with horizontal flow), the Air Sensor SAC should be turned so the label is facing up.

If lower sensitivity is wanted at slow flow rate, the Air Sensor SAC can be turned so the label is facing down.

NOTE! The Air Sensor SAC can be turned to achieve different sensitivity but the connector must not be turned relative to the Air Sensor SAC.



5. Settings, Calibration and Troubleshooting

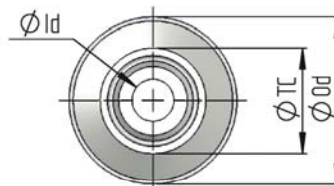
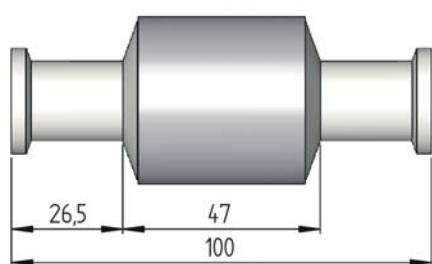
See the D72 or DP72 manual.

6. Technical specifications

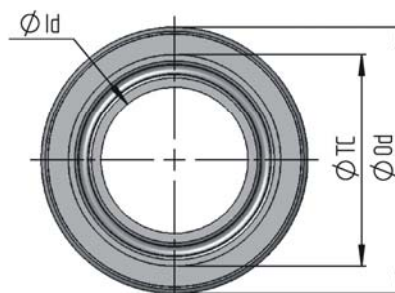
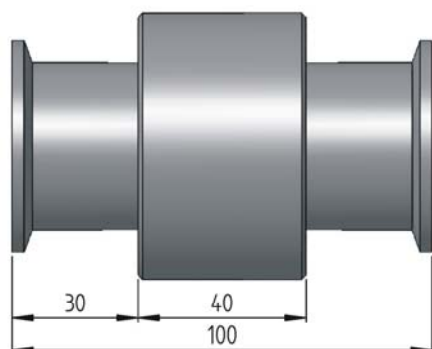
Operating temperature range*	SAC, FCS: 0°C to 100°C PAC, FCP: 0°C to 80°C
Maximum temperature range*	SAC, FCS: -20°C to 130°C (at 130°C: max total time 500h) PAC, FCP: -20°C to 80°C
Maximum pressure	SAC, FCS: 1Mpa / 10 bar g at maximum temperature range PAC, FCP: 700kPa 20°C, 500kPa 50°C, 50kPa 80 °C
Protection class	IP67
Finish in pipe (Ra-value)	SAC, FCS: <0,4 µm / <16 microinch PAC, FCP: <1 µm / <40 microinch

*Proper indication of bubbles is not guaranteed:

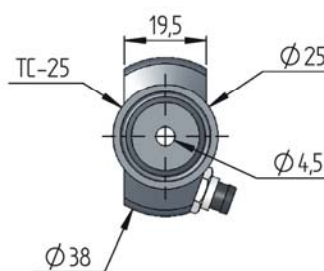
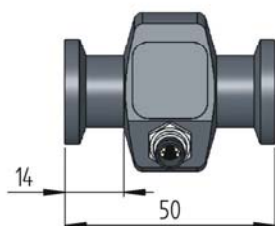
- At temperatures outside operating temperature range
- If maximum temperature range is exceeded
- If maximum total time at maximum temperature is exceeded



FCP



SAC, FCS



**SAC4.5-25
SAC6-25**

Air Sensor SAC & FCP & FCS dimensions

Model Number	Inner diameter (mm)	Outer diameter (mm)	Outer length (mm)	Connector	Material
SAC4.5-25	4,5	38	50	Tri Clamp 25mm	Stainless steel 316L
SAC6-25	6	38	50	Tri Clamp 25mm	Stainless steel 316L
SAC10-25	10	51	100	Tri Clamp 25mm	Stainless steel 316L
SAC16-25	16	51	100	Tri Clamp 25mm	Stainless steel 316L
SAC16-50	16	64	100	Tri Clamp 25mm	Stainless steel 316L
SAC22-50	22	64	100	Tri Clamp 50mm	Stainless steel 316L
SAC35-50	35	64	100	Tri Clamp 50mm	Stainless steel 316L
SAC46-64	46	76	100	Tri Clamp 64mm	Stainless steel 316L
FCP4-25	4	40	100	Tri Clamp 25mm	Polypropylene
FCP6-25	6	40	100	Tri Clamp 25mm	Polypropylene
FCP10-25	10	40	100	Tri Clamp 25mm	Polypropylene
FCP14-25	14	40	100	Tri Clamp 25mm	Polypropylene
FCP22-50	22	76	100	Tri Clamp 50mm	Polypropylene
FCP38-64	38	76	100	Tri Clamp 64mm	Polypropylene
FCS10-25	10	51	100	Tri Clamp 25mm	Stainless steel 316L
FCS16-25	16	51	100	Tri Clamp 25mm	Stainless steel 316L
FCS16-50	16	64	100	Tri Clamp 50mm	Stainless steel 316L
FCS22-50	22	64	100	Tri Clamp 50mm	Stainless steel 316L
FCS35-50	35	64	100	Tri Clamp 50mm	Stainless steel 316L
FCS46-64	46	76	100	Tri Clamp 64mm	Stainless steel 316L

For information about Air Sensor PAC contact AQ Elteknik.

Air Sensor cable for SAC & PAC

Cable order-number	Color	Length
WG-Cable-7m	Grey	7m
WG-Cable-20m	Grey	20m
WG-Cable-40m	Grey	40m